



# Leverage Technology Product Specification

of

# HOT Pet

## **Table of Contents**

1. General Description .....	1
2. Features.....	1
3. Applications.....	1
4. Specification.....	1
5. Dimension ( in mm ).....	3
6. Operation Manuel.....	4
7. Order Information.....	12
8. Cautions .....	12
9. Service Contact .....	12
10. Record of Revisions .....	13

## 1. General Description

The HOT Pet is designed for 40 Gbps ~ 100 G optical networking power meters. It can measure 4 channels output power in the optical net work at one time. The memory can record 600 data and data downloaded via USB Connections. The battery can last 6 hours.



## 2. Features

- For high speed 4 CHs power meter measurements.
- MPO Connectors.
- LC to MPO adapter designed for QSFP LR4 or QSFP CWDM4 Transceiver Module.
- Touch panel design.

## 3. Applications

- For 100Gbps SR4、LR4、CWDM4、PSM4 Transceiver modules output power measurement.
- For 40Gbps SR4、LR4、CWDM4、PSM4 Transceiver modules output power measurement.

## 4. Specification

Item	Value	Unit
SM Receiving Power Range	+5 ~ -60	dBm
MM Receiving Power Range	+5 ~ -50	dBm
Saving Memory Records	600	Data
Battery Operating Time	6	Hours

**5. Dimension (in mm)**






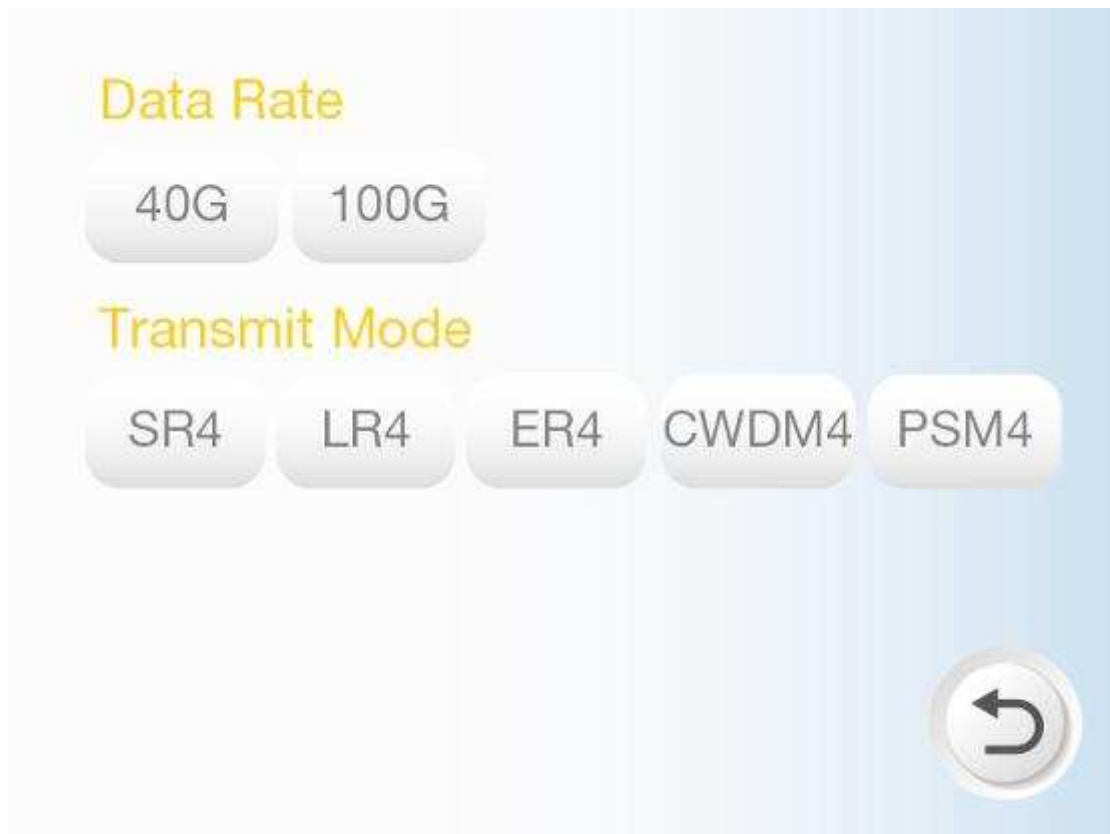
**L x W x H (mm)**

**223 x 126 x 49 (mm)**

## 6. Operation Manuel









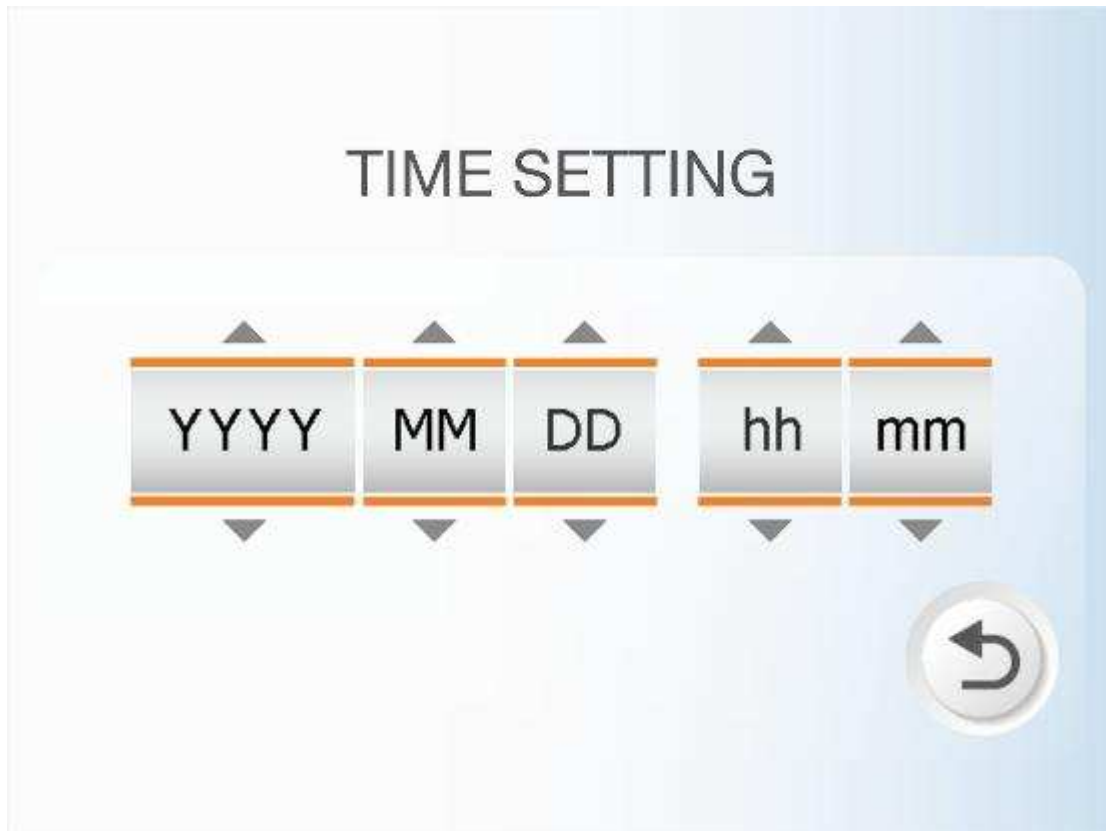
-  : To select mode of measuring.
-  : To save the measuring data.
-  : To enter the setting page.



 : To get back the Next Page



-  TIME : To Setup Time
-  BACKLIGHT : To Setup LCD backlight
-  TOUCH PANEL : Touch Panel Switch
-  MODULE OFFSET : To Setup Module offset
-  DATA : To Inspect the Data
-  : To get back the Next Page



YYYY : Years

MM : Months

DD : Days

hh : Hours

mm : Minutes

▲▼ : To change Time

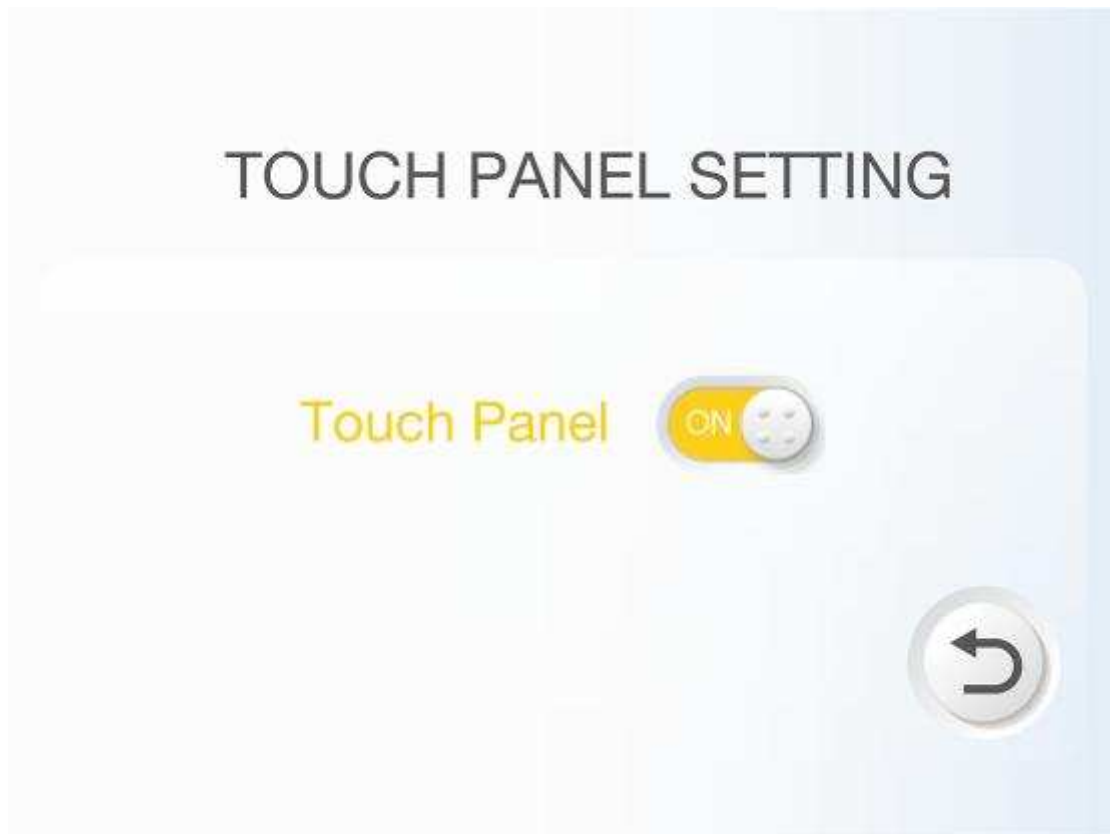
↶ : To get back the Next Page




  : To Adjust LCD backlight luminance

 : To get back the Next Page






 : To Turn On / Turn Off Touch Panel

 : To get back Next Page




 : Reset to initial value

 : To get back the Next Page





001	L4	2018-08-23	13:58:58
002	S4	2018-08-23	14:00:47
003	C4	2018-08-23	15:33:53
004	P4	2018-08-23	15:36:37
005	L4	2018-08-23	15:46:05
006	L4	2018-08-23	16:15:31
007	L4	2018-08-23	16:19:58
008	L4	2018-08-23	16:21:11
009	L4	2018-08-23	16:33:45
010	L4	2018-08-23	18:00:01

The screenshot shows a list of 10 items, each with a unique ID (001-010), a category code (L4, S4, C4, P4), a date (2018-08-23), and a time. To the right of the list is a vertical navigation bar with three buttons: an up arrow, a page number '01', and a down arrow. Below the list, there are three larger navigation buttons: an up arrow, a down arrow, and a circular arrow (refresh) button.

  : To Change Pages

 : To get back the Next Page



  : To Forward / Backward data

 : To get back the Next Page

## 7. Order Information

Item	P/N
HOT Pet main frame	S2015113999
CWDM 4 Adaptor For <u>40G CWDM4</u> , <u>40G LR4</u> , <u>40G ER4</u> , <u>100G CWDM4</u>	S200431001
LR 4 Adaptor For <u>100G LR4</u> , <u>100G ER4</u> ,	S200431002

## 8. Cautions

**Warranty One Year**

## 9. Service Contact

Please contact us:

**Liverage Technology Inc.**  
**3F-5, No. 30 Taiyuan Street,**  
**Chupei City, Hsinchu County 302,**  
**Taiwan**

**TEL:+886-3-5525268**

**FAX: +886-3-5525388**

e-mail: [sales@liverage.com.tw](mailto:sales@liverage.com.tw)

<http://www.liverage.com.tw>

## 10. Record of Revisions

Record of Revisions		
Rev.	Date	Description of Change
VER 1	2018.06.19	Original Specification issued.
VER 2	2018.06.22	General Description 10G -> 40 G
VER 3	2018.08.10	Revised testing solution.
VER 4	2019.10.09	Revised specification
VER 5	2020.09.18	Add Order Information